
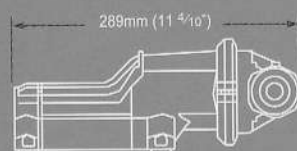


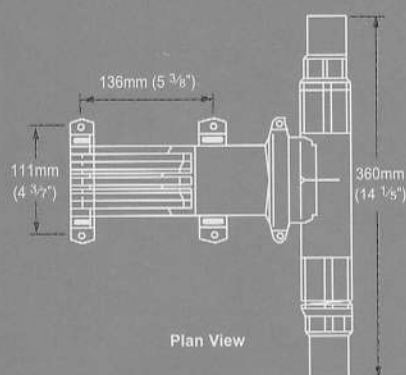
Electric Pumps



Gulper® Toilet Pump
1 Year Warranty



Side View



Plan View

Gulper® Toilet Pump

Pump Designed To Manage Unmacerated Toilet Waste

- Non-choke valves
- Pumps unmacerated toilet waste
- Can run dry without damage
- Pumps air / water mixtures
- Robust, reliable design
- Pumps up to 18 litres (4.75 US gals) per minute at open flow
- Multi-directional head allows the pump to be mounted in the most convenient part of the boat
- Self-priming up to 3 m (10 ft)
- No moving parts in the pump head ensures continuous pump action

Typical Uses

- Ideal for holding tanks and vacuum systems

Model Specifications

Model	Gulper® Toilet Pump	
Product Code	BP2552B	BP2554B
Voltage	12 V D.C.	24 V D.C.
Recommended Fuse Size	7.5 amp	5 amp
Weight	2.12 kg (4 1/2 lbs)	
Hose Connections	38 mm (1 1/2")	
Minimum Wire Size	1.5 mm² (16 AWG)	
Materials	Pump Body: Aluminum, Glass-filled Nylon, Clamp Ring: Acetal Diaphragm: Santoprene®, Valves: Nitrile, Gearwheel: Bronze Foot: EPDM, Fasteners: Stainless Steel, Brass	
Materials in Contact With Fluid	Glass-filled Nylon, Santoprene®, Nitrile	
Maximum Suction Lift	3 m (10 ft)	
Maximum Discharge Head	3 m (10 ft)	
Maximum Suction Lift and Discharge Head	3 m (10 ft)	
Dry Running Current	5.5 amps	2.25 amps

Performance Data

	BP2552B / BP4554B	BP2552B / BP4554B
Suction Lift	0	1 m (3 ft)
Discharge Head	1 m (3 ft)	1 m (3 ft)
Flow Rate per Minute	17.5 ltrs (4.6 US gals)	16.5 ltrs (4.4 US gals)
Current Draw	6.5 amp (12 V D.C.) 3.25 amp (24 V D.C.)	7.1 amp (12 V D.C.) 3.55 amp (24 V D.C.)

